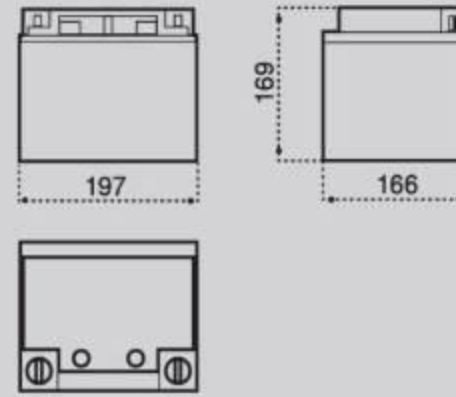


12 SB 42 (12V 42Ah)



Outer Dimensions (mm)



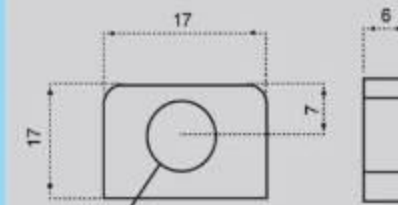
Specifications

| | | |
|---------------------------------|--------------|------------------|
| Nominal Voltage | | 12 V |
| Rated Capacity (10 Hour Rate) | | 42 Ah |
| Dimensions | Total Height | 169 mm |
| | Height | 169 mm |
| | Length | 197 mm |
| | Width | 166 mm |
| Terminal | | F1 / F2 |
| Container Material | | ABS (JL94-HB/V0) |
| Weight Approx (±2.5%) | | 13 Kg |

Terminal Type brass core (mm) (F1)



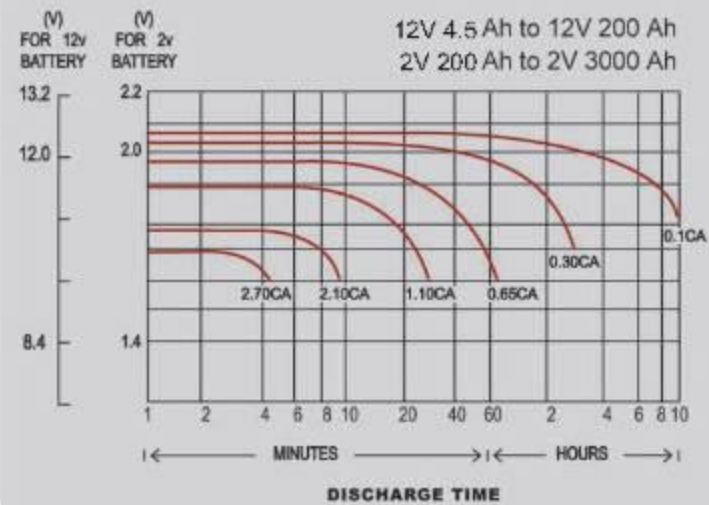
Terminal Type bolt and nut (mm) (F2)



Characteristics

| | | |
|---|--|----------------------------------|
| Capacity 25°C (77°F) | 10 hour-rate 3 hour-rate 1 hour-rate | 42 Ah 30 Ah 22 Ah |
| Internal Resistance | Full Charge Battery at 25°C (77°F) | 9 mΩ |
| Capacity Affected by Temperature (10 Hour Rate) | 35°C 25°C 0°C -10°C | 43 Ah 42 Ah 36 Ah 30 Ah |
| Self-Discharge at 25°C (77°F) | Capacity After The 3 Month of Storage Capacity After The 6 Month of Storage Capacity After The 12 Month of Storage | 91 % 82 % 84 % |
| Charge Constant Voltage | Cycle | Voltage 2.40-2.45 / Cell |
| | Float | Voltage 2.23-2.28 / Cell |

Discharge Curves 25°C (77°F)



Discharge and Final Voltage Table According to IEC60896-21 Standard

| | | | | | | |
|----------------|----------|----------|----------|----------|----------|----------|
| Discharge time | 0.25 h | 1 h | 3 h | 5 h | 8 h | 10 h |
| Final voltage | 1.60 VPC | 1.60 VPC | 1.70 VPC | 1.73 VPC | 1.75 VPC | 1.80 VPC |

Constant Current (A) Discharge Table at 25°C (77°F)

| Amount of Current (A) | Discharge Time | | | | | | |
|-----------------------|----------------|------|-----|-----|-----|------|------|
| | 1 h | 2 h | 3 h | 5 h | 8 h | 10 h | 20 h |
| | 22 | 13.4 | 10 | 6.6 | 4.6 | 4.2 | 2.27 |